

# SPECIFICATION FOR APPROVAL

## 产品规格书

DESCRIPTION : SMD BUZZER  
PART NO. : KLJ-1102  
USER' S PART NO. :  
DATE : 2009. 02. 23  
CUSTOMER APPROVED :

Approved By	Checked By	Made By

常州市凯丽金电子有限公司

CHANGZHOU KELIKING ELECTRONICS CO., LTD

地址：常州市新北区天安工业园.

电话：0519-88671999-801

手机：13656128000

E-Mail:866@kailijin.cn

[Http://www.kailijin.cn](http://www.kailijin.cn)

MSN:kailijin.msn.cn

# KLJ-1102

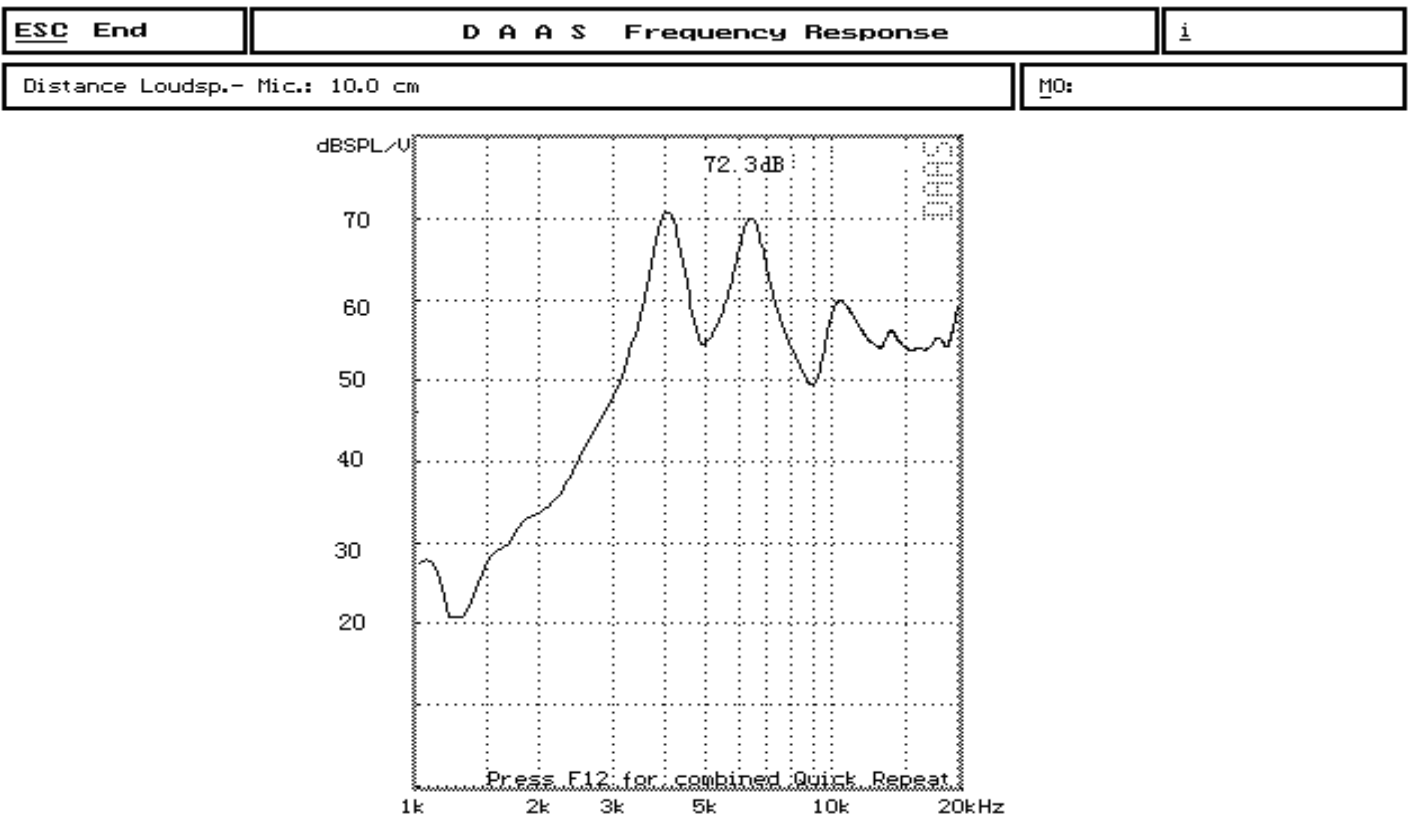
DATE:2009.02.23

## 1 . Electrical Characteristics

VER :.0

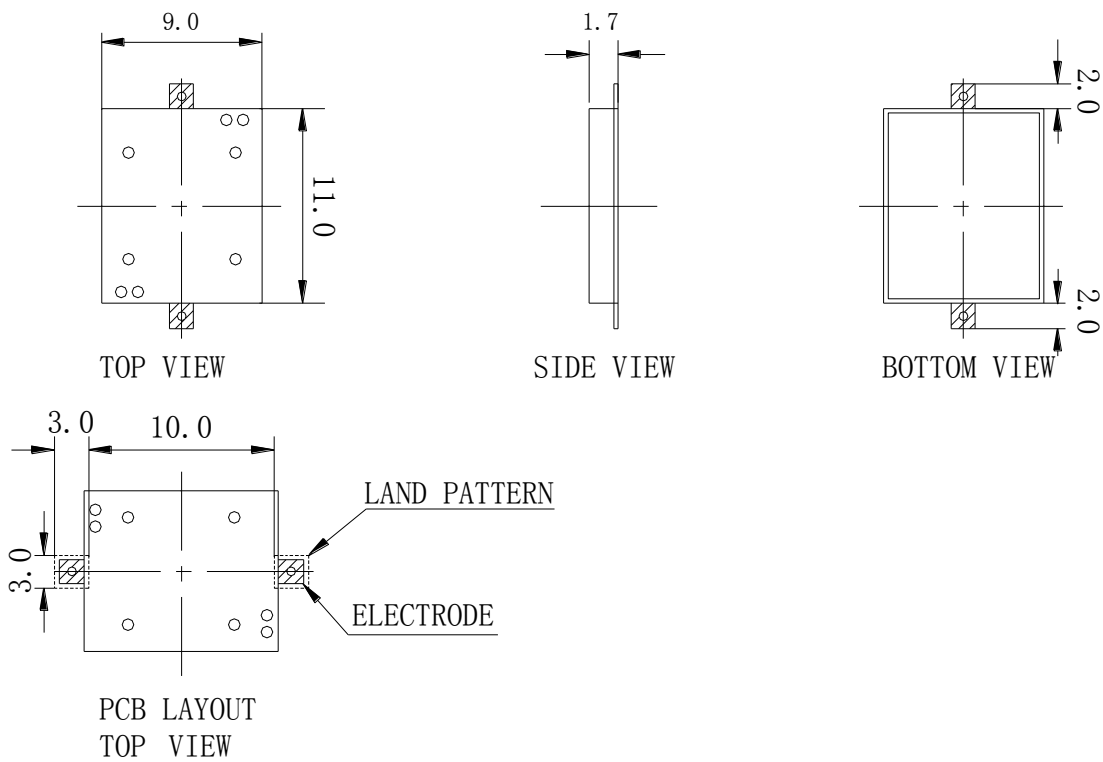
Operating Voltage	Max25Vp-p
Current Consumption	Max 3.5mA at 5Vp-p/Square Wave/4.1KHz
Sound Pressure Level	Min 70dB at 10cm/ 5Vp-p/Square Wave/4.1KHz
Electrostatic Capacity	12000±30%pF at 1 KHz/1V
Operating Temperature (°C)	-20~ +70
Storage Temperature (°C)	-30 ~ +80
Dimension	L11.0×W9.0×H1.7mm

## 2 . Typical Frequency Response Curve



### 3 . Dimensions and Material

#### 3-1 Shape



Unit: mm Tol:  $\pm 0.5$

#### 3-2 Material

Housing	LCP plastic resin (Color : White)
Terminal	SMD Type
Weight (Gram)	0.3

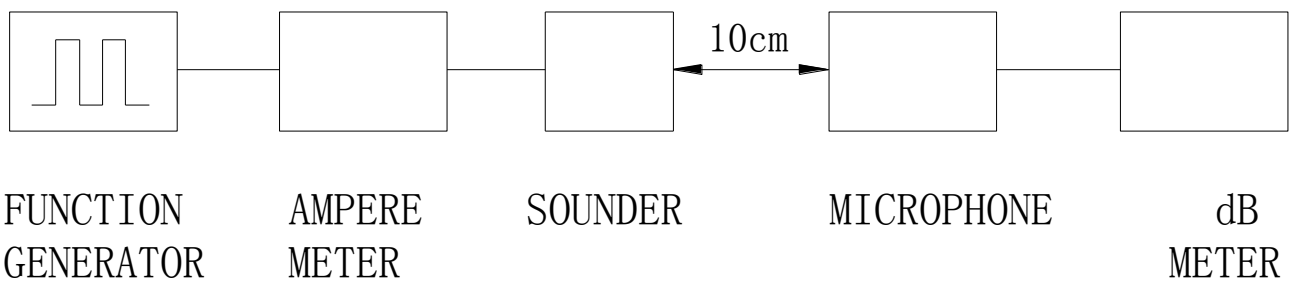
#### 4. TESTING METHOD

- **Standard Measurement conditions**

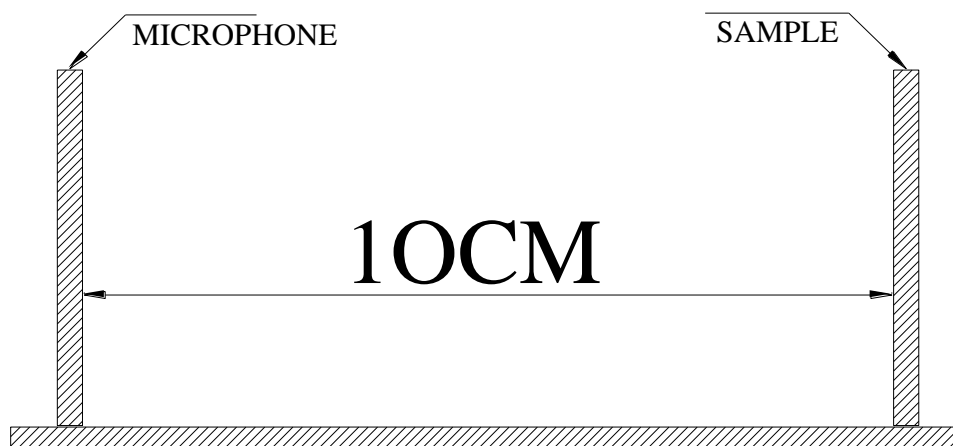
Temperature:  $25 \pm 2^\circ\text{C}$  Humidity: 45-60%

- **Acoustic Characteristics**

The oscillation frequency, current consumption and sound pressure are measured by the measuring instruments shown below.



*In the measuring test, buzzer is placed as follows:*



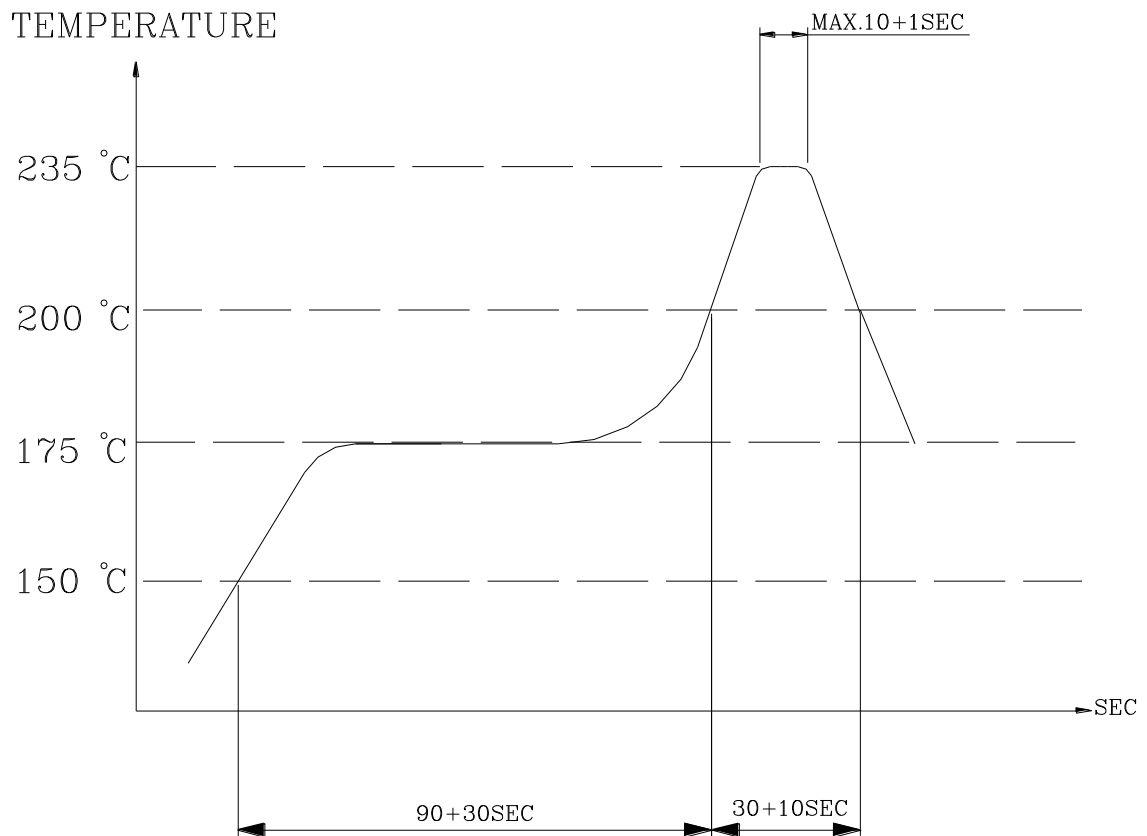
## 5. RELIABILITY

<b>ITEMS</b>	<b>METHOD OF TEST AND MEASUREMENTS</b>	<b>PERFORMANCE</b>
<i>Coldness withstanding</i>	<i>After 98 hours of being exposed to -30 °C environment, should be returned to normal environment for 2 hours, then re-proceed to test.</i>	<i>No abnormality shall exist</i>
<i>Hotness withstanding</i>	<i>After 98 hours of being exposed to +100 °C environment, should be returned to normal environment for 2 hours, then re-proceed to test.</i>	<i>No abnormality shall exist</i>
<i>Humidity withstanding</i>	<i>After 98 hours of being exposed to 40 °C 95%RH environment in actual operation, should be returned to normal environment for 2 hours, then re-proceed to test.</i>	<i>No abnormality shall exist</i>
<i>Durability</i>	<i>Testing after 1,000 hours actual continuous operation.(at standard measurement conditions)</i>	<i>No abnormality shall exist</i>
<i>Drop withstanding</i>	<i>A natural drop from 75cm high down to the ground.</i>	<i>No abnormality shall exist</i>
<i>Vibration withstanding</i>	<i>Vibration of 2,000 cycles per minute, 2mm amplitude, applied in X, Y and Z directions for 30 minutes each.</i>	<i>No abnormality shall exist</i>

## 6.Soldering Condition

(1)Recommendable reflow soldering condition is as follows  
(Reflow soldering is twice)

Note:It is requested that reflow soldering should be executed  
after heat of product goes down to normal.



*Heat resistant line*

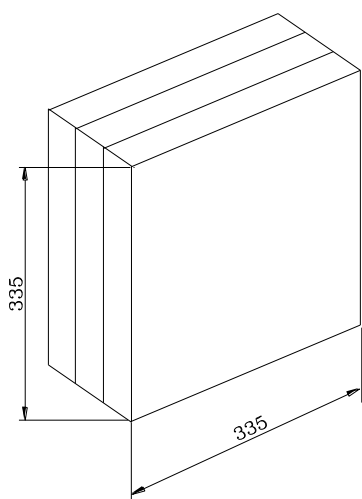
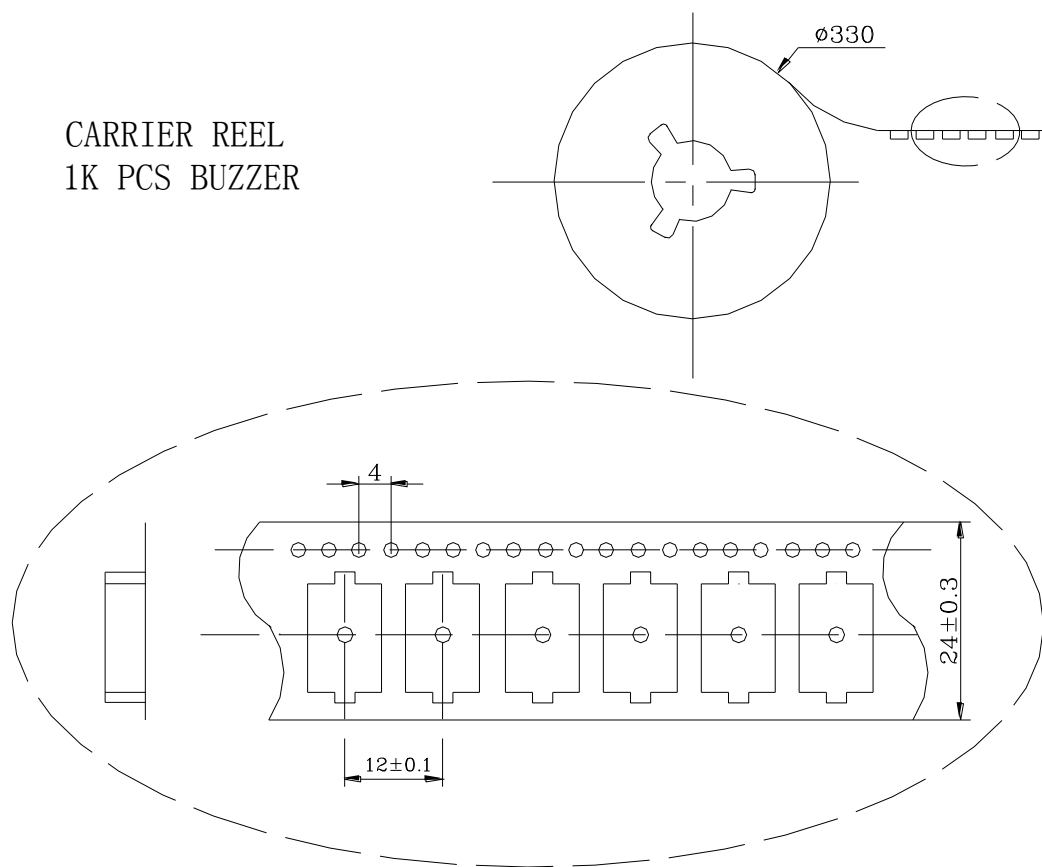
*(Used when heat resistant reliability test is performed)*

(2)Manual soldering

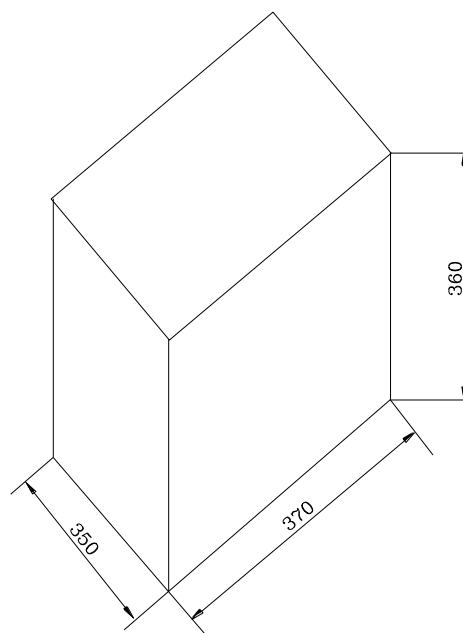
Manual soldering temperature 350 C within 10 sec.

## 8. PACKAGE METHOD

CARRIER REEL  
1K PCS BUZZER



INNER BOX  
1 ROLL CARRIER REEL



CARTON BOX  
10 INNER BOX  
10K PCS BUZZER

Unit:mm